












2010

DRAG BICYCLES
2 0 1 0
C A T A L O G



CONTENTS

	ROAD.....	4
	DH.....	14
	FR.....	18
	AM.....	20
	DJ/Street.....	24
	XC.....	28
	Touring.....	38
	City.....	44
	Everyday.....	52
	Kids.....	58
	BMX.....	74
	Electric Bikes.....	76




DRAG ROAD RACING

The most important characteristics about a racing bicycle are its weight and stiffness[citation needed] which determine the efficiency at which the power from a rider's pedal strokes can be transferred to the drive-train and subsequently to its wheels. To this effect racing bicycles may sacrifice comfort for speed. The drop handlebars are positioned lower than the saddle in order to put the rider in a more aerodynamic posture. Other racing bicycles, especially those used in time trialling prioritize aerodynamics over comfort.

BluebirdRRT

Elegance, tradition and attention to detail, with one word Perfection. Light weight carbon frame with hi-tech Shimano Di2 components makes you the ultimate road race warrior. It weights only 6.7 kg.



ROAD RACING

Frameset

Sizes	490, 510, 530, 550, 580
Frame	Blue Bird RRT 12K Woven Carbon
Fork	Blue Bird Lite, carbon, tapered steerer

Wheels

Wheels	Shimano Dura Ace WH-7850-C-TU
Tires	Schwalbe Ultremo Tubular

Drivetrain

Shifters	Shimano Dura Ace ST-7970 Di-2
Front Derailleur	Shimano Dura Ace FD-7970 Di-2
Rear Derailleur	Shimano Dura Ace RD-7970 Di-2
Crank	Shimano Dura Ace FC-7900 172.5 53/39T
Cassette	Shimano Dura Ace CS-7900 10s 11/23

* Shimano Ultegra mount available.

Components

Saddle	Fizik Antares Team Edition
Seat Post	FSA SL 250 31.6/350mm
Handlebar	FSA WING PRO Compact 31.8/420mm
Stem	FSA OS-150 31.8mm carbon cap
Headset	Integrated 1.1/8-1.1/2
Brakelevers	Included in SL
Brakes	Shimano Dura Ace 7900

RD

Bluebird RRT SR

Perfectly proportioned and incredibly balanced for easy climbing. Our Blue Bird RRT Super Record makes you look like hard-core road rider with Italian touch.



ROAD RACING

kg 6.9

Frameset

Sizes	490, 510, 530, 550, 580
Frame	Blue Bird RRT 12K Woven Carbon
Fork	Blue Bird Lite, carbon, tapered steerer

Wheels

Wheels	Vuelta Corsa Carbon Pro
Tires	Schwalbe Ultremo Tubular

Drivetrain

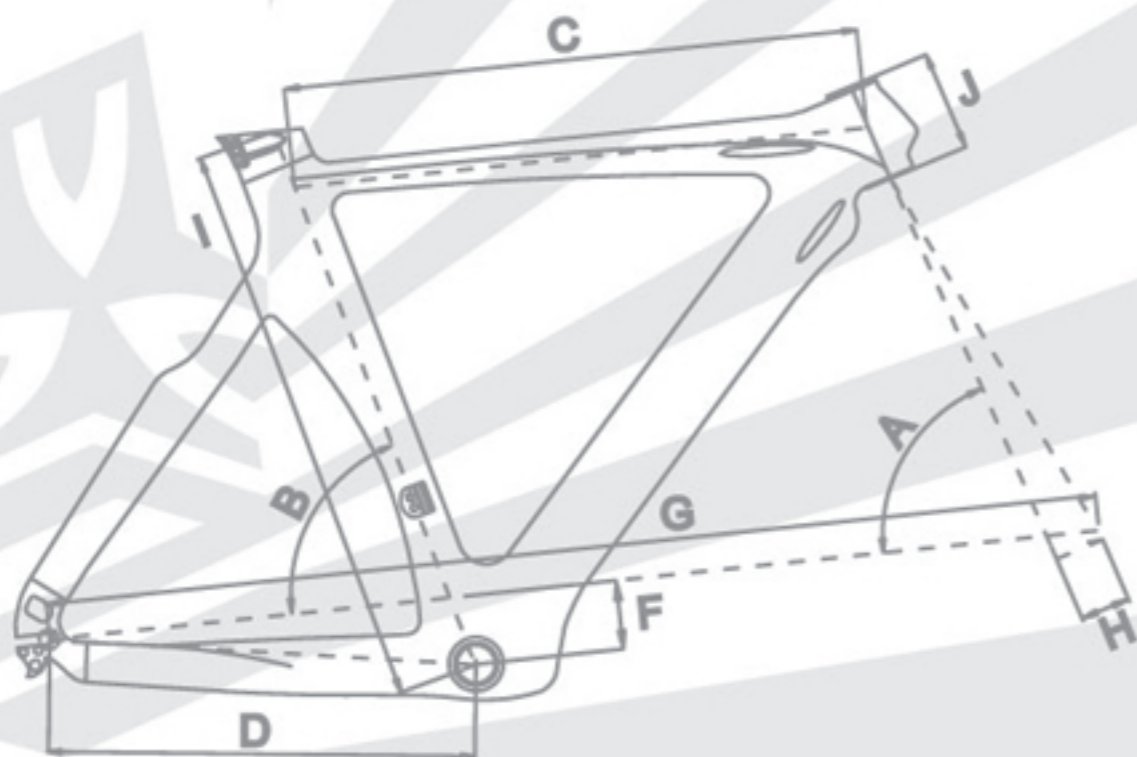
Shifters	Campagnolo Ergopower Super record ultra-shift 11s
Front Derailleur	Campagnolo Super record 11s
Rear Derailleur	Campagnolo Super record 11s
Crank	Campagnolo Super Record crankset 172.5 39/53T
Cassette	Campagnolo Super record 11s sprockets 11-23

Components

Saddle	Fizik Antares Team Edition
Seat Post	FSA SL 250 White
Handlebar	Carbon Monocoque
Stem	Ritchey WCS
Headset	Integrated Campy Standard
Brakelevers	Included in SL
Brakes	Campagnolo Super Record

Bluebird Track

The proven champion. Light, track specific frame, aero-shaped tubes and horizontal drop-outs with stainless steel inserts for maximum durability.



kg 1.55



ROAD RACING

	A . Head Angle	B . Seat Angle	C . EFF Top Tubex	D . Chain Stay	F . BB Offset	G . Wheel Base	H . Fork Offset	I . Actual Frame	J . Head Tube	
Blue Bird TTT	496	72.0 °	75.5°	496	390	68	934.8	45	515	90
	526	72.5°	75.7°	526	390	68	961	45	525	90
	556	73.0°	75.5°	556	390	68	980.5	38	545	90

Special design frame and unique geometry help achieving better results. Highly rigid material allows the entire force the rider puts in, to be transferred onto the frameset directly without any kinetic loss. That improves performance with 6-8%. The streamlined design minimizes the air resistance when riding with high speed. Light weight due to the usage of monocoque technology. Each frame size is with individual shape and is being "baked" in unique mould.

BluebirdTTT

T-Zero-Eight geometry designed for superior aerodynamics. The Blue Bird TTT owner will have more power and more conserved energy than ever.



ROAD RACING

kg 7.4

Frameset

Sizes	496, 526, 556
Frame	Blue Bird 12K Woven Carbon
Fork	Blue Bird Lite TT, carbon

Wheels

Wheels	Shimano WH-7850-SL Dura Ace
Tires	Schwalbe Ultremo R.1 23-622

Drivetrain

Shifters	Shimano Dura Ace SL-BS79 TT 10speed
Front Derailleur	Shimano Dura Ace FD-7900 50/56T
Rear Derailleur	Shimano Dura Ace RD-7900 SS
Crank	Shimano Dura Ace FC-7900 170 53/39
Cassette	Shimano Dura Ace CS-7900 10s 11/23

Components

Saddle	Fizik Arione Wing Flex
Seat Post	Blue Bird TT, carbon
Handlebar	Ritchey WCS Carbon Interval Base Bar
Stem	FSA OS-150 31.8mm carbon cap
Headset	FSA Integrated w/cartridge bearings
Brakelevers	FSA Vision TT
Brakes	Shimano Dura Ace BR-7900

Master Team

UCI proven pro geometry, Columbus tubes and carbon tail for excellent weight and stiffness make Master Team a classic road bicycle in modern outfit.



kg 8.7

ROAD RACING

Frameset

Sizes	510, 530, 550, 570, 610
Frame	Master Team Columbus Airplane
Fork	Carbon fiber

Wheels

Wheels	Drag hand-build double wall
Tires	Schwalbe Stelvio RaceGuard 23-622

Drivetrain

Shifters	Shimano 105 ST-5600
Front Derailleur	Shimano 105 FD-5600 31.8
Rear Derailleur	Shimano 105 RD-5600SS
Crank	Shimano 105 FC-5600
Cassette	Shimano 105 CS-5600-10speed 11/23T
Pedals	Shimano PD-R540S SPD-SL

Components

Saddle	Selle Italia Sit Trimatik 2
Seat Post	SP-151CF 27.7/300mm Carbon
Handlebar	DR AL-48B 440mm
Stem	D 298-100mm Carbon
Headset	Integrated
Brakelevers	Included in SL
Pedals	Shimano 105 BR-5600

RD

MasterCampa

Master Campa provides excellent weight and vibration damping qualities of the aluminum frame. Equipped with Campagnolo components, this road bicycle will give you all you need on the road.



ROAD RACING

Frameset

Sizes 510, 530, 550, 570, 610
 Frame Master Alloy 7005 Double Butted
 Fork Master Alloy 6061

Wheels

Wheels XRP 24 Spokes
 Tires Schwalbe Lugano

Drivetrain

Shifters Campagnolo Mirage 10S Ergopower
 Front Derailleur Campagnolo Mirage 10S
 Rear Derailleur Campagnolo Mirage 10S
 Crank Campagnolo Mirage 10s crankset 175 39/53
 Cassette Miche 10 sp. 12-25T

Components

Saddle Selle Royal Viper
 Seat Post Ritchey 6061
 Handlebar Ritchey Logic
 Stem Ritchey 2 Bolt
 Headset Semi Integrated
 Brakelevers Included in SL
 Pedals Tektro 510A

Blade2200

Aluminum frame for maximum efficiency and minimal weight. Blade Sora Series are built for those who want to feel the road.

RD



kg 10.2

ROAD RACING

Frameset

Sizes	500, 520, 540, 560, 580, 600
Frame	Blade Alu 6061
Fork	Drag Alu 6061 SL

Wheels

Wheels	Drag hand-build double wall
Tires	Schwalbe Lugano PP

Drivetrain

Shifters	Shimano Sora ST-3400
Front Derailleur	Shimano FD-R440 50/53T
Rear Derailleur	Shimano RD-2200
Crank	SH FC2203 52/42/30 175mm
Cassette	SH CS-HG50 9speed 12/23T
Pedals	Shimano PD-R540


Components

Saddle	SR 8549T Mach+ICS Unisex
Seat Post	SP-56EN-M 27.2/300mm
Handlebar	DR AL-10 430mm
Stem	D362 1 1/8
Headset	VP A42E 1-1/8 semi-integrated
Brakelevers	Included in SL
Pedals	Tektro 510A

RD

Blade 2300

Aluminum frame for maximum efficiency and minimal weight. Blade Sora Series are built for those who want to feel the road.

 10.2

ROAD RACING

Frameset

Sizes	500, 520, 540, 560, 580, 600
Frame	Blade Alu 6061
Fork	Drag Alu 6061 SL

Wheels

Wheels	Drag hand-build double wall
Tires	Schwalbe Lugano PP

Drivetrain

Shifters	Shimano ST-2300
Front Derailleur	Shimano FD-2300
Rear Derailleur	Shimano RD-2300
Crank	Shimano A050 52/ 39
Cassette	SH CS-HG50 8speed 12/23T
Pedals	VP-R70

Components

Saddle	SR 8549T Mach+ICS Unisex
Seat Post	SP-235EN-M 27.2/300mm
Handlebar	DR AL-10
Stem	Promax DA-31 1 1/8
Headset	VP A42E 1-1/8 semi-integrated
Brakelevers	Included in SL
Brakes	Radius AS2.2D

BladeFlatbar

Road bicycle geometry combined with flat bar and adjustable stem this is the right solution for the city jungle.



kg 10.7

ROAD RACING

Frameset

Sizes	500, 520, 540, 560, 580, 600
Frame	Blade Alu 6061
Fork	Drag Alu 6061 SL

Wheels

Wheels	Drag hand-build double wall
Tires	Schwalbe Blizzard Kevlar

Drivetrain

Shifters	Shimano ST-R221/225
Front Derailleur	Shimano FD-R443
Rear Derailleur	Shimano RD-2200
Crank	Shimano FC-2203 52X42X30 175mm
Cassette	Shimano CS-HG50-8 12-25
Pedals	VP-X83

Components

Saddle	Selle Royal 8943T Mach
Seat Post	Zoom SP-150EN 27.2/300mm
Handlebar	HB-M301 600mm
Stem	MA-527 28.6
Headset	Integrated
Brakelevers	Included in SL
Brakes	Tektro 510A

DH



DRAGONMIR

DOWNHILL RACING

Rider: Rossen Kovachev

Downhill (DH) bikes typically have seven or more inches (178 mm) of suspension travel. They are built with frames that are strong, yet light, which often requires the use of more expensive alloys. Downhill bikes have the most sag of Mountain Bikes to get ample traction to go fast over bumpy trails. Head Angles are often as slack as 64 degrees.

Some of the most up to date designs feature internal gearboxes built directly into the frame construction, this modification eliminates the need for the rear derailleur mechanism, although this design has not been widely embraced yet.

BlackHawk

Race-oriented downhiller. Suspension works perfectly - predictable and slightly progressive. You don't necessarily have to be an experienced racer to appreciate the Black Hawk.

TEST: MTB Rider magazine
April 2010 edition, page 74



kg 20.9

DOWNHILL

Frameset

Sizes M-16.5", L-17"
Frame Black Hawk Alu
7005 anodized
Fork Marzocchi 888
200mm travel
Rear Sp. Marzocchi Roco

Wheels

Wheels Drag hand-build double wall
Tires Schwalbe Muddy Mary 26x2.5
Rims Mach1 Mad 36H
Front Hub Shimano Saint HB-M810
Rear Hub Shimano Saint FH-M815

Drivetrain

Shifters Shimano Saint SL-M810R
Rear Derailleur Shimano Saint RD-M810 GS, 9 speed
Crank Shimano Saint FC-M815-1
Cassette Shimano CS-HG80, 11/28T, 9 speed

Components

Saddle Fizik Zeak, 7 mm rails, black
Seat Post Zoom SP-35-300 mm, 30.8 mm, black
Handlebar Pro FRS 31.8 mm, 700 mm, 40 mm, black
Stem Pro FRS 1-1/8", 31.8 x 50 mm, black
Headset VP A98ASL 1.5" / 1-1/8"
Brakes Shimano Saint BL-M810
Shimano Saint BR-M810



The G9 is our gear box downhill machine with 9 integrated gears for instant gear switching at any gear under any condition. Anodized frame without derailleurs and cassette. It's all in one box with no more hanging parts.

DOWNHILL

Frameset

Sizes	L-17"
Frame	G9 Alu 7005 anodized
Fork	Marzocchi 888 200mm
Rear Susp.	Flow

Wheels

Wheels	Drag hand-build double wall
Tires	Schwalbe Al Mighty GG 26x2.5
Rims	Mach1 Mad 36H
Front Hub	Shimano Saint HB-M800
Rear Hub	Shimano Saint FH-M806

Drivetrain

Shifters	Suntour VB-FR9
Crank	Sumtour VB-FR-R&L
Cassette	Suntour VB-FR22T

Components

Saddle	Selle Italia Karve kevlar
Seat Post	Ritchey Logic 300 x 31.6 mm
Handlebar	Ritchey 6061 / 31.8 mm
Stem	Holzfeller DH 31.8 mm
Headset	VP A75F / 1-1/8"
Brakelevers	Shimano Saint BL-M800
Brakes	Shimano Saint BR-M800

The Bomb

Aluminum frame with chain guide and Pro look. The perfect downhill for beginners.

DH



kg 16.8

DOWNHILL

Frameset

Sizes	M-16.5"
Frame	Bomb Alu 6061
Fork	Suntour Duro DJ D 120mm travel
Rear Susp	Coil Spring

Wheels

Wheels	Drag hand-build double wall
Tires	Schwalbe Space PP 26x2.35
Rims	Mach1 Nitro 36H
Front Hub	Formula DC-20-FQR
Rear Hub	Formula DC-22-8/9QR

Drivetrain

Shifters	Shimano Acera SL-M360
Rear Derailleur	Shimano Alivio RD-M410 SGS
Crank	LAVA-242 3/32" X 42T 170 mm
Cassette	Shimano CS-HG30, 11/32T, 8 speed
Bottom bracket	VP-BC73
Pedals	SP-102

Components

Saddle	DH Pro
Seat Post	Zoom 30 mm
Handlebar	Ritchey 6061 / 31.8 mm / 670 mm
Stem	MA-5040 28.6 mm
Headset	VP-A88 / 1-1/8"
Brakelevers	Tektro ML330-B
Brakes F/R	Tektro IO, rear V-brake

FR



FREERIDE

Rider: Rossen Kovachev

Freeride (FR) mountain bikes are similar to downhill bikes, but with less emphasis on weight and more on strength. Freeride bikes tend to have ample suspension and typically have at least 6 inches (150 mm) of travel. The components are built from stronger, consequently heavier, materials. They are effective on technical downhill trails. Frame angles are typically steeper than those found in downhill bikes. This enhances maneuverability over and around small objects. Freeride bikes typically range in weight from 14 to 20 kilograms

F7

Versatile, easy to handle and light weight anodized frame for no more scratches and effortless pedaling up the mountain.

The F7 has quickly become the bike of choice for freeriders.

Available with custom components.

FR



kg 13.8

FREEERIDE

Frameset

Sizes M-17", L-19",
XL-21"
Frame F7 Alu 7005
anodized
Fork Suntour Epicon
XC-TAD15 140mm
R. Susp. X-Fusion 02 PVA

Wheels

Wheels Drag hand-build double wall
Tires Schwalbe Smart Sam 26x2.25
Rims Mach1 2.3 36H
Front Hub Formula DC-71 15mm axle
Rear Hub Formula DC-32

Drivetrain

Shifters Shimano SLX SL-M660
Front Derailleur Shimano SLX FD-M661
Rear Derailleur Shimano SLX RD-M662 SGS Shadow
Crank Shimano SLX FC-M660 Hollowtech II
Cassette Shimano SLX CS-HG61-9 11/32T
Pedals Prodigy Tinkie Winkie

Components

Saddle Fizik Pave CP Wing Flex
Handlebar Fsa XC 300 ATB 31.8 mm, 680 mm,
20 mm, black
Stem Prodigy OS
Headset VP A45AC, 1-1/8"
Brakelevers Shimano SLX BL-M665
Brakes Shimano Deore BR-M595



ALL MOUNTAIN

Enduro/all-mountain (AM) bikes bridge the gap between cross-country and freeride bikes, typically weighing between 11 to 15 kilograms. These bikes tend to feature greater suspension travel, frequently as much as 6 inches (150 mm) or 7" of front and rear travel, often adjustable on newer mid- and high-end bikes. They are designed to be able to climb and descend well, these bikes are intended to be ridden on all-day rides involving steep climbs and steep descents, hence the term 'all-mountain'.

Rush

The Rush is all-mountain bike ready to handle the roughest terrain, with 165 mm rear and 120 mm front suspension travel you can fly over any trails.

AM



kg 15.2

ALL MOUNTAIN

Frameset		Wheels		Drivetrain		Components	
Sizes	18"	Wheels	Drag hand-build double wall	Shifters	Shimano Alivio ST-M405	Saddle	Selle Royal 5053HRC Dardo
Frame	Rush 26"	Tires	Schwalbe Smart Sam 26x2.25	Front Derailleur	Shimano Altus FD-M311	Seat Post	Ritchey T-6 / 27.2 mm / 300 mm
Fork	Suntour SF Epicon RLD-15	Rims	Mach1 2.3 36H	Rear Derailleur	Shimano Deore RD-M531 SGS	Handlebar	Ritchey 6061 / 670 mm / 31.8 mm
Rear	Suntour RS	Front Hub	Formula DC-71 15mm axle	Crank	Suntour CW9 XCM V2 170 mm	Stem	MA-5040 28.6 mm
Susp.	Epicon-LOD / 165 mm	Rear Hub	Formula DC-32	Cassette	Shimano CS-HG40, 11/32T, 8 speed	Headset	VP A42E / 1-1/8"
				Bottom bracket	VP-BC73	Brakelevers	Included in SL
				Pedals	VP 558	Brakes	Tektro Disc IO

AM**F6**

Thanks to the rear suspension platform with 190 mm of travel, the F6 can take you anywhere and will make the climbs as enjoyable as the descents.

*ALL MOUNTAIN*
Frameset

Sizes 18"
 Frame F-6
 Fork Suntour SF9
 Epicon
 Rear LOD-15
 Susp. Suntour RS9
 Epicon-DA /
 190 mm

22**Wheels**

Wheels Drag hand-build double wall
 Tires Continental Gravity&Vapor
 Rims Mach1 2.3 36H
 Front Hub Formula DC-71 15mm axle
 Rear Hub Formula DC-32

Drivetrain

Shifters Shimano Acera SL-M360
 Front Derailleur Shimano Altus FD-M311
 Rear Derailleur Shimano Deore RD-M531 SGS
 Crank LAVA-401 22/32/44T 170 mm
 Cassette Shimano CS-HG40, 11/32T, 8 speed
 Bottom bracket VP-BC73
 Pedals SP-102

Components

Saddle Selle Italia NT1
 Seat Post 30.4 x 300 mm
 Handlebar Ritchey 6061 / 670 mm / 31.8 mm
 Stem MA-5040 28.6 mm
 Headset VP-A49 for Cane Creek
 Brakelevers Shimano BL-M486
 Brakes Shimano BR-M486

F4.3

Light weight full air suspension frame finished with carefully selected components that offer reliability and great performance...you can attack any trail in total confidence.

AM



kg 15.3

ALL MOUNTAIN

Frameset

Sizes M-17"
Frame F4.3 Alu 6061
Fork Suntour XCR
120mm travel
Rear Coil Spring
Susp.

Wheels

Wheels Drag hand-build double wall
Tires Schwalbe Smart Sam Sport
26x2.10
Rims Mach1 EXE 36H
Front Hub Formula DC-20-FQR
Rear Hub Formula DC-22-7QR

Drivetrain

Shifters Shimano Altus ST-EF50
Front Derailleur Shimano Altus FD-M311
Rear Derailleur Shimano Acera RD-M360 SGS
Crank SR Suntour CW9-XCT- 175 mm
Cassette Shimano CS-HG30, 11/28T, 7 speed
Bottom bracket VP-BC73
Pedals SP-102

Components

Saddle Selle Royal Viper
Seat Post Zoom SP-56, 30.4 / 300 mm
Handlebar Zoom MTB-AL153TP, 700 mm
Stem MA-5040 / 28.6 mm
Headset VP A42E, 1-1/8", semi-integrated
Brakelevers Included in SL
Brakes Tektro IO



DJ & STREET

Rider: Martin Markov

Dirt Jump/Freestyle bikes look similar to mountain bikes but have a lower stand-over height, this keeps the seat out of the way while performing tricks. The wheels are usually more robust than a cross country mountain bikes and the same for the frame. Frames are built for a balance of strength and lightweight.

A mountain bike built for dirt jumping tends to have a smaller frame than what is used for other disciplines. Running singlespeed is very common, as is using only a rear brake. In modern times, using single or dual disc brakes has replaced the use of only one rear V-brake

ClimberTE

The mountain bike alternative for dirt jumpers, urban riders and aggressive trail riders with short chain stay and fortified frame with yoke for extreme performance.



kg 14.5

DIRTJUMP / STREET

Frameset		Wheels		Drivetrain		Components	
Sizes	M-14.5", L-16.5"	Wheels	Drag hand-build double wall SS spokes	Shifters	Shimano Acera SL-M360	Saddle	Saddle 9637
Frame	Climber Alu 6061	Tires	Schwalbe Table Top Performance 26x2.25	Front Derailleur	Shimano Altus FD-M310	Seat Post	SP-56, 27.2 / 300 mm
Fork	Suntour Duro DJ D	Rims	Mach1 Magma Disc 36H	Rear Derailleur	Shimano Alivio RD-M410 SGS	Handlebar	FSA XC-300 ATB, 31.8
		F-Hub	Formula DC-20-FQR Light Weight	Crank	LAVA-32/22T Polycarbonat Guard	Stem	Promax MA-5040, 31.8 mm
		R-Hub	Formula DC-22-8/9QR Light Weight	Cassette	Shimano CS-HG40-8 11/32T	Brakelevers	Tektro ML330 / Shimano BL-M486
				Bottom bracket	Suntour BB-XCT-SQS-113mm	BrakesF/R	Shimano BR-M486, 180mm hydraulic/ Tektro 837AL, V-brake
				Chain	KMC Z72		

DJ

ClimberPro

The legendary Climber is made for the rider who is headed for the dirt jumps or just down the corner in the neighborhood. Optional front disc brake.



DIRT JUMP / STREET

kg 13.5

Frameset

Sizes M-14.5", L-16.5"
 Frame Climber Alu 6061
 Yoke Type Chain Stay
 Fork Suntour XCR 120mm
 travel

Wheels

Wheels Drag hand-build double wall
 SS spokes
 Tires Schwalbe Table Top 26x2.25
 Rims Mach1 Nitro 36H
 FHub Shimano HB-RM65
 RHub Shimano FH-RM65

Drivetrain

Shifters Shimano Altus ST-EF50
 Front Derailleur Shimano FD-M190
 Rear Derailleur Shimano Acera RD-M360 SGS
 Crank Suntour XCM 42/32/22T
 Cassette Shimano CS-HG30-8 11/32T
 Bottom bracket Suntour BB-XCT-SQS-120mm
 Chain KMC Z72

Components

Saddle Saddle 9637
 Seat Post SP-56, 27.2 / 300 mm
 Handlebar FSA XC-300 ATB, 31.8
 Stem Promax MA-5040, 31.8 mm
 Headset VP Components A77C, 1-1/8"
 BrakesF/R Tektro ML330/Tektro 837AL, V-brake

ClimberComp

Climber Series are step and aggressive for quick handling in parks and street riding.



kg 14.6

DIRTJUMP / STREET

Frameset	Wheels	Drivetrain	Components
Sizes M-14.5", L-16.5"	Wheels Drag hand-build double wall	Shifters Shimano Altus ST-EF50	Saddle Saddle 9637
Frame Climber Alu 6061	Tires Schwalbe Table Top 26x2.25	Front Derailleur Shimano Tourney FD-TZ20	Seat Post SP-56, 27.2 / 300 mm
Yoke Type Chain Stay	Rims Mach1 Exe 36H	Rear Derailleur Shimano Altus RD-M310	Handlebar Promax HB-2188, 31.8
Fork Suntour XCM 100mm travel	Front Hub Formula DC-20-FQR	Crank Suntour XR172 42/32/22T	Stem Promax MA-5040, 31.8 mm
	Rear Hub Formula FM-31-RQR	Cassette Shimano MF-TZ21-7 14/28T	Headset VP Components A88, 1-1/8"
		Bottom bracket Suntour BB-XCT-SQS-122mm	BrakesF/R Tektro ML330/Tektro 837AL, V-brake
		Chain KMC Z50	

The logo consists of the letters 'XC' in a bold, white, sans-serif font, set against a solid orange background that is part of a larger graphic element in the top-left corner of the page.

DRAG TEAM RACING

Rider: Todor Angelov

Cross country (XC) mountain bikes are designed primarily around the discipline of cross country racing. Cross country racing with its emphasis on climbing as well as speed and endurance demands bikes that are both lightweight and efficient. Throughout the 90's XC bikes evolved to incorporate lightweight aluminium frames and short travel (65 to 110mm) front suspension forks. Recently designs have become more prevalent, the use of advanced carbon fibre composites has allowed bike designers to produce designs under 10kg

BLACKPEARL

Our extremely light XC masterpiece. 2010 World Cross Country Championship participant. With Pro race geometry and totally new carbon frame, latest technology and an innovative design, the result is an explosive bike made for going fast. Available with custom components.

XC



kg 9.6

CROSS COUNTRY

Frameset

Sizes S-15", M-17",
L-19", XL-21"
Frame Black Pearl Carbon 12k`
Fork Marzocchi 44

Wheels

Wheels Shimano XTR WH-M970
Tires Schwalbe Furious Fred 26x2.25

Drivetrain

Shifters Shimano XTR SL-M970
Front Derailleur Shimano XTR FD-M970
Rear Derailleur Shimano XTR RD-M972 SGS Shadow
Crank FSA Afterburner BB30 44/32/22T
Cassette Shimano XTR CS-M970-9 11/32
Brakelevers Hollowtech II
Chain Shimano Dura Ace 7700


Components

Saddle Fizik Rondine
Seat Post Carbon Fiber 34.9/300mm
Handlebar FSA XC 282 mm / 31.8 mm
Stem FSA OS 150
Headset VP A41AC, 1-1/8", semi-integrated
Brakelevers Shimano XTR BL-M970
Brakes Shimano XTR BR-M970

XC

ZX6TE

Hydroformed, double butted aluminum alloy tubes extra light weight and stiff frame. Fitted with hydraulic disc brakes and high class components. This is the perfect match for the pro racer or the local rider who seeks high performance.


 13.1

CROSS COUNTRY

Frameset

Sizes S-16", M-18", L-20", XL-22"
 Frame ZX-6 Alu 7005 Double Butted Hydroformed
 Fork Suntour XCR-LO 120mm travel

Wheels

Wheels Drag hand-build double wall SS spokes
 Tires Racing Ralph Evo 26x2.25
 Rims Mach1 MX Disc 36H
 Front Brake Formula DC-20-FQR Light Weight
 Rear Brake Formula DC-22-8/9QR Light Weight

Drivetrain

Shifters Shimano Deore SL-M590
 Front Derailleur Shimano Deore FD-M590
 Rear Derailleur Shimano XT RD-M772
 Crank Shimano FC-M591 Hollowtech II
 Cassette Shimano CS-HG50-9 11/32T
 Bottom Bracket Hollowtech II
 Pedals Xerama Alloy SP-910S

Components


Saddle Selle Royal Spook
 Seat Post SP-209, 27.2 / 300mm
 Handlebar FSA XC-300 ATB, 31.8m
 Stem FSA OS-190 LX
 Headset VP A42E, 1-1/8", semi-integrated
 Brakelevers Shimano BL-M591
 Brakes Shimano Hydraulic BR-M468

XC

ZX5TE

Hydroformed down tube, extra light weight and new aggressive look with quality component. Stunning quality and graphics!



 13.4

CROSS COUNTRY

Frameset

Sizes S-16", M-18", L-20", XL-22"
 Frame ZX-5 Alu 7005 Double Butted Hydroformed
 Fork Suntour XCM-H-LO 120mm travel

Wheels

Wheels Drag hand-build double wall SS spokes
 Tires Schwalbe Rocket Ron 26x2.25
 Rims Mach1 MX Disc 36H
 Front Brake Formula DC-20-FQR Light Weight
 Rear Brake Formula DC-22-8/9QR Light Weight

Drivetrain

Shifters Shimano Acera SL-M360
 Front Derailleur Shimano Altus FD-M310
 Rear Derailleur Shimano RD-M592 SGS Shadow
 Crank Shimano FC-M311 42/32/22T
 Cassette Shimano CS-HG40-8 11/32T
 Bottom Bracket Suntour BB-XCT-SQS-122mm
 Pedals Xerama Alloy SP-910S

Components

Saddle Selle Royal Energy
 Seat Post SP-215, 27.2 x 300mm
 Handlebar FSA XC-300 ATB, 31.8
 Stem FSA OS-190 LX
 Headset VP A42E, 1-1/8", semi-integrated
 Brakelevers Tektro ML330-B
 Brakes Shimano Mechanical Disc BR-M416

ZX5Pro

Hydroformed down tube, extra light weight and new aggressive look with quality component. Stunning quality and graphics!

XC



kg 13.2

CROSS COUNTRY

Frameset

Sizes S-16", M-18", L-20",
XL-22"
Frame ZX-5 Alu 7005 Double
Butted Hydroformed
Fork Suntour XCM-H-LO
120mm travel

Wheels

Wheels Drag hand-build double wall SS spokes
Tires Schwalbe Rocket Ron 26x2.25
Rims Mach1 MX 36H
Front Brake Formula DC-20-FQR Light Weight
Rear Brake Formula DC-22-8/9QR Light Weight

Drivetrain

Shifters Shimano Acera SL-M360
Front Derailleur Shimano Altus FD-M310
Rear Derailleur Shimano RD-M592 SGS Shadow
Crank Shimano FC-M311 42/32/22T
Cassette Shimano CS-HG40-8 11/32T
Bottom Bracket Suntour BB-XCT-SQS-122mm
Pedals Xerama Alloy SP-910S

Components

Saddle Selle Royal Energy
Seat Post SP-215, 27.2 x 300mm
Handlebar FSA XC-300 ATB, 31.8
Stem FSA OS-190 LX
Headset VP A42E, 1-1/8", semi-integrated
Brakelevers Shimano BL-M421
Brakes Shimano V-brake BR-M422

XC

OntarioTE

Ontario TE is designed for discovering the wonderful world of mountain biking. With alloy frame, 100 mm suspension fork with lock-out and disc brake there is no doubt that it's a real off-road bike.



CROSS COUNTRY

Frameset

Sizes S-16", M-18", L-20",
XL-22", XXL-24"

Frame Ontario Alu 6061
Yoke Type Chain Stay

Fork Suntour XCM-M-LO
120mm travel

Wheels

Wheels Drag hand-build double wall SS spokes

Tires Schwalbe CX Comp 26x2.00

Rims Mach1 Nitro 36H

Front Brake Formula DC-20-FQR

Rear Brake Formula FM-32-8/9QR

Drivetrain

Shifters Shimano Acera ST-EF60

Front Derailleur Shimano FD-C050

Rear Derailleur Shimano Alivio RD-M410 SGS

Crank Suntour XCT 42/32/22T

Cassette Shimano CS-HG30-8 11/32T

Bottom Bracket Suntour BB-XCT-SQS-122mm

Pedals Xerama Alloy SP-910S

Components

Saddle Selle Royal Energy

Seat Post SP-56, 31.6 / 300 mm

Handlebar FSA XC-300 ATB, 31.8

Stem FSA OS-190 LX

Headset VP-A88 / 1-1/8"

Brakelevers Included in SL

BrakesF/R Tektro IO 180mm, V-brake Tektro

OntarioPro

Durable and reliable frame for every style of riding from cross country to easy off-road applications.

XC



kg 14

CROSS COUNTRY

Frameset		Wheels		Drivetrain		Components	
Sizes	S-16", M-18", L-20", XL-22", XXL-24"	Wheels	Drag hand-build double wall	Shifters	Shimano Altus ST-EF50	Saddle	Selle Royal Viper
Frame	Ontario Alu 6061 Yoke Type Chain Stay	Tires	Schwalbe CX Comp 26x2.00	Front Derailleur	Shimano FD-C050	Seat Post	SP-56, 31.6 / 300 mm
Fork	Suntour XCM 100mm travel	Rims	Mach1 Exe 36H	Rear Derailleur	Shimano Acera RD-M360 SGS	Handlebar	Promax HB-T205
		Front Brake	Formula FM-21-FQR	Crank	Suntour XCC 42/32/22T	Stem	Promax MA-4500
		Rear Brake	Formula FM-32-8/9QR	Cassette	Shimano CS-HG30-8 11/32T	Headset	VP-A88 / 1-1/8"
				Bottom Bracket	Suntour BB-XCT-SQS-122mm	Brakelevers	Included in SL
				Pedals	Xerama Alloy SP-910S	BrakesF/R	Tektro 837AL, V-brake

XC



DRAG TEAM RACING

Rider: Maria Necheva

Our womens line is designed for women who value fit and performance. Our geometry provides better biomechanical fit, optimal positioning of woman's center of gravity for better comfort and control to meet the unique anatomical requirements of women.

Ontario Lady Comp

Stylish graphics and eye-catching colors, female-friendly components and woman design construction offered in smaller sizes.

XC



kg 13.9

CROSS COUNTRY

Frameset

Sizes S-14", M-16", L-18" Wheels

Frame Ontario Alu 6061

Fork Suntour XCM-M-LO

Wheels

Tires

Rims

Front Brake

Rear Brake

Drag hand-build double wall SS spokes

Schwalbe CX Comp 26x2.00

Mach1 Nitro 36H

Formula DC-20-FQR

Formula FM-32-8/9QR

Drivetrain

Shifters

Front Derailleur

Rear Derailleur

Crank

Cassette

Brakelevers

Pedals

Shimano Acera ST-EF60

Shimano FD-C050

Shimano Alivio RD-M410 SGS

Suntour XCT 42/32/22T

Shimano CS-HG30-8 11/32T

Suntour BB-XCT-SQS-122mm

Xerama Alloy SP-910S

Components

Saddle Selle Royal Viper

Seat Post SP-56, 31.6 / 300 mm

Handlebar FSA XC-300 ATB, 31.8

Stem FSA OS-190 LX

Headset VP-A88 / 1-1/8"

Brakelevers Included in SL

Brakes F/R Tektro IO 180mm / V-brake Tektro



TOURING

Bicycle touring is a form of cycling where riders travel long distances, prioritizing pleasure and endurance over utility or speed. Touring can vary from single day 'supported' rides – e.g., rides to benefit charities – where provisions are available to riders at stops along the route, to multi-day trips with solo or group riders carrying all necessary equipment, tool, food, clothing.

GrandCanyonTE

Grand Canyon is fast and versatile bicycle with optional racks and fenders, equipped with high class components for fast fitness rides or long tours.

TR



kg 13.3

TOURING

Frameset

Sizes L-20", XL-21.5"
Frame Grand Canyon Alu 6061
Fork Suntour NCX-D
LO 63mm travel

Wheels

Wheels Drag Hand-build double wall
Tires Schwalbe Energizer Kevlar 37-622
Rims Mach1 EXE 36H
Front hub Formula FM21-FQR
Rear hub Formula FM32-8QR

Drivetrain

Shifters Shimano Deore SL-M590
Front Derailleur Shimano Deore FD-M590
Rear Derailleur Shimano XT RD-M772 Shadow
Crank Shimano FC-M443 48/36/26T
Cassette Shimano HG50-9 11/32T
Bottom bracket Suntour BB-XCT-SQS-122mm
Chain KMC Z9000

Components

Saddle Selle Royal Viper
Seat Post SP-56, 27.2 / 300 mm
Handlebar FSA XC-300 ATB, 31.8
Stem FSA OS-190 LX
Headset VP Components A77C, 1-1/8"
Brakelevers Tektro ML330
Brakes Shimano V-brake BR-M422

GrandCanyon

PRO

Sporty geometry with heads-up riding position will get you through every surface, city street obstacles and all kinds of weather.



TOURING

kg 14.3



Frameset

Sizes L-20", XL-21.5"
 Frame Grand Canyon Alu 6061
 Fork Suntour NEX4610-HLO
 63mm travel

Wheels

Wheels Drag Hand-build double wall
 Tires Schwalbe Terra Cruiser 37-622
 Rims Mach1 EXE 36H
 Front hub Formula FM21-FQR
 Rear hub Formula FM32-8QR

Drivetrain

Shifters Shimano Acera ST-EF60
 Front Derailleur Shimano FD-C051
 Rear Derailleur Shimano Deore RD-M592 SGS
 Crank Suntour XCT 48/38/28T
 Cassette Shimano CS-HG40-8 11/32T
 Bottom bracket Suntour BB-XCT-SQS-122mm
 Chain KMC Z72

Components

Saddle Selle Royal Viper
 Seat Post Promax SP-886, 27.2 / 300 mm
 Handlebar Promax HB-T205
 Stem Promax Adjustable MA-525
 Headset VP Components A77C, 1-1/8"
 Brakelevers Included in SL
 Brakes Tektro 837AL, V-brake

GrandCanyon

COMP

Light weight aluminum frame with carefully selected components and hand-made double wall wheels suited to overcome all urban obstacles.



TR

kg 14.6

TOURING

Frameset		Wheels		Drivetrain		Components	
Sizes	L-20", XL-21.5"	Wheels	Drag Hand-build double wall	Shifters	Shimano Altus ST-EF50	Saddle	Selle Royal Viper
Frame	Grand Canyon Alu 6061	Tires	Trax 37-622	Front Derailleur	Shimano Tourney FD-TZ21	Seat Post	Promax SP-886, 27.2 / 300 MM
Fork	Suntour CR-8V V2 50mm travel	Rims	Mach1 EXE 36H	Rear Derailleur	Shimano Alivio RD-M410 SGS	Handlebar	Promax HB-T205
		Front hub	Formula FM21-FQR	Crank	Suntour XCC 48/38/28T	Stem	Promax Adjustable MA-525
		Rear hub	Formula FM31-RQR	Cassette	Shimano MF-TZ21-7 14/28T	Headset	VP Components A77C, 1-1/8"
				Bottom bracket	Suntour BB-XCT-SQS-122mm	Brakelevers	Included in SL
				Chain	KMC Z50	Brakes	Tektro 837AL, V-brake

GrandCanyon

LadyTE

Women designed construction, elegant frame and low top tube for better comfort, finished with high class components to meet lady's higher demands.



TOURING

kg 13.1



Frameset

Sizes M-17.5"
 Frame Grand Canyon Alu 6061
 Fork Suntour NCX-D LO 63mm travel

Wheels

Wheels Drag Hand-build double wall
 Tires Schwalbe Energizer Kevlar 37-622
 Rims Mach1 EXE 36H
 Front hub Formula FM21-FQR
 Rear hub Formula FM32-8QR

Drivetrain

Shifters Shimano Deore SL-M590
 Front Derailleur Shimano Deore FD-M590
 Rear Derailleur Shimano XT RD-M772 Shadow
 Crank Shimano FC-M443 48/36/26T
 Cassette Shimano HG50-9 11/32T
 Bottom bracket Suntour BB-XCT-SQS-122mm
 Chain KMC Z9000

Components

Saddle Selle Royal Viper
 Seat Post SP-56, 27.2 / 300 mm
 Handlebar FSA XC-300 ATB, 31.8
 Stem FSA OS-190 LX
 Headset VP Components A77C, 1-1/8"
 Brakelevers Tektro ML330
 Brakes Shimano V-brake BR-M422

GrandCanyon

LadyPRO

Grand Canyon Pro Lady is ergonomically designed for our female riders. With women design construction and lock-out fork for more convenience and better performance.



kg 14

TOURING

Frameset

Sizes M-17.5"
 Frame Grand Canyon Alu 6061
 Fork Suntour NEX4610-HLO
 63mm travel

Wheels

Wheels Drag Hand-build double wall
 Tires Schwalbe Terra Cruiser 37-622
 Rims Mach1 EXE 36H
 Front hub Formula FM21-FQR
 Rear hub Formula FM32-8QR

Drivetrain

Shifters Shimano Acera ST-EF60
 Front Derailleur Shimano FD-C051
 Rear Derailleur Shimano Deore RD-M592 SGS
 Crank Suntour XCT 48/38/28T
 Cassette Shimano CS-HG40-8 11/32T
 Bottom bracket Suntour BB-XCT-SQS-122mm
 Chain KMC Z72

Components

Saddle Selle Royal Viper
 Seat Post Promax SP-886, 27.2 / 300 mm
 Handlebar Promax HB-T205
 Stem Promax Adjustable MA-525
 Headset VP Components A77C, 1-1/8"
 Brakelevers Included in SL
 Brakes Tektro 837AL, V-brake



CITY

City bike is a bicycle designed for frequent short, moderately paced rides through relatively flat urban areas. It is a form of utility bicycle commonly seen around the world, built to facilitate everyday riding in normal clothes in a variety of weather conditions.

CityHawk

City Hawk offers you comfort and luxury thanks to ergonomic riding position, quality components and care-free use. City Hawk is not just a bike, it is Lifestyle.

City



kg 17.3

CITY

Frameset		Wheels		Drivetrain		Components	
Sizes	M-18"	Wheels	Drag Hand-build double wall	Shifters	Shimano Nexus Inter 7 SL-7S20	Saddle	Selle Royal Rio
Frame	City Hawk Alu 6061	Tires	Trax 37-622	Crank	Suntour SCX38 38T	Seat Post	Promax suspension SP-886, 27.2 / 300 mm
Fork	Zoom 140 40mm travel	Rims	Mach1 EXE 36H	Cassette	Shimano 18T Sprocket	Handlebar	Zoom NR-14
		Front hub	Formula FM21-FQR	Bottom bracket	Suntour BB-XCT-SQS-122mm	Stem	Promax Adjustable MQ-525
		Rear hub	Shimano Nexus Inter 7 SG-7R42	Pedals	Xerama SP-811 Non-Slip	Headset	VP Components MH-309A, 1-1/8"
				Chain	KMC Z610	Brakelevers	C-Star Alloy
						Brakes	C-Star V-brake

MarathonPRO

Elegant and simple aluminum frame design with comfortable suspension fork and carefully selected components. Marathon Lux Series are perfect for your city tours.



kg 14.7



CITY

Frameset

Sizes L-20"
Frame Marathon Alu 6061
Fork Zoom 140 40mm travel

Wheels

Wheels Drag Hand-build double wall
Tires Trax 37-622
Rims Mach1 EXE 36H
Front hub Formula FM21-FQR
Rear hub Formula FM32-8QR

Drivetrain

Shifters Shimano Tourney SL-RS43
Front Derailleur Shimano Altus FD-M310
Rear Derailleur Shimano Acera RD-M360 SGS
Crank Shimano FC-M191 48/38/28T
Cassette Shimano CS-HG30-8 11/32T
Bottom bracket Suntour BB-XCT-SQS-122mm
Chain KMC Z72

Components

Saddle Selle Royal RIO
Seat Post Promax SP-886, 27.2 / 300 mm
Handlebar Promax TR-2
Stem Promax Adjustable MQ-525
Headset VP Components MH-309A, 1-1/8"
Brakelevers C-Star Alloy
Brakes C-Star V-brake

MarathonCOMP

City

Elegant and simple aluminum frame design with comfortable suspension fork and carefully selected components. Marathon Lux Series are perfect for your city tours.




kg 16

CITY

Frameset	Wheels	Drivetrain	Components
Sizes L-20"	Wheels Drag Hand-build double wall	Shifters Shimano Tourney SL-RS43	Saddle Selle Royal Moody
Frame Marathon Alu 6061	Tires Trax 37-622	Front Derailleur Shimano FD-C102	Seat Post SP-235 / 27.2 x 300 mm
Fork Zoom 140 40mm travel	Rims Mach1 EXE 36H	Rear Derailleur Shimano Altus RD-M310	Handlebar Promax TR-2
	Front hub Formula FM21-FQR	Crank Shimano FC-M151 48/38/28T	Stem Zoom HA-C80
	Rear hub Formula FM31-RQR	Cassette Shimano MF-TZ21-7 14/28T	Headset VP Components MH-309A, 1-1/8"
		Bottom bracket Suntour BB-XCT-SQS-122mm	Brakelevers C-Star Alloy
		Chain KMC Z50	Brakes C-Star V-brake



Elegant and simple aluminum frame design with comfortable suspension fork and carefully selected components. Marathon Lux Series are perfect for your city tours.



CITY

Frameset

Sizes L-20"
 Frame Marathon HI-TEN Steel
 Fork HI-TEN Steel Rigid Offset type

Wheels

Wheels Drag Hand-build double wall
 Tires Trax 47-622
 Rims Aluminum double wall 36H
 Front hub Formula FM21-FQR
 Rear hub Formula FM31-RQR

Drivetrain

Shifters Shimano Tourney SL-RS35
 Front Derailleur Shimano Tourney FD-TZ21
 Rear Derailleur Shimano Tourney RD-TX31
 Crank Steel Plastic Coated 48/38/28T
 Cassette Shimano MF-TZ20-6 14/28T
 Bottom bracket Thun BB cartridge 119mm
 Chain KMC Z30

Components

Saddle ABI SI-105
 Seat Post Promax SP-501S / 27.2 x 300 mm
 Handlebar Zoom NR-14
 Stem Zoom HA-C60
 Headset FP-H501 1"
 Brakelevers C-Star Resin Alloy
 Brakes C-Star V-brake

Marathon

LadyPRO

Women design construction, carefully selected components and soft suspension which provide maximum comfort and joy of riding.



kg 15.4

CITY

Frameset

Sizes M-18"
 Frame Marathon Alu 6061
 Fork Zoom 140 40mm travel

Wheels

Wheels Drag Hand-build double wall
 Tires Trax 37-622
 Rims Mach1 EXE 36H
 Front hub Formula FM21-FQR
 Rear hub Formula FM32-8QR

Drivetrain


Shifters Shimano Tourney SL-RS43
 Front Derailleur Shimano Altus FD-M310
 Rear Derailleur Shimano Acera RD-M360 SGS
 Crank Shimano FC-M191 42/34/24T
 Cassette Shimano CS-HG30-8 11/32T
 Bottom bracket Suntour BB-XCT-SQS-122mm
 Chain KMC Z72

Components

Saddle Selle Royal RIO
 Seat Post Promax SP-886, 27.2 / 300 mm
 Handlebar Promax TR-2
 Stem Promax Adjustable MQ-525
 Headset VP Components MH-309A, 1-1/8"
 Brakelever 6-Star Alloy
 Brakes C-Star V-brake

Caprice

Easy step design and 26" hand-made wheels for easier handling and mobility.



CITY

Frameset

Sizes M-18"
 Frame Caprice HI-TEN Steel
 Fork HI-TEN Steel Rigid Offset type

Wheels

Wheels Drag Hand-build single wall
 Tires Trax 26x2.00
 Rims Aluminum single wall 36H
 Front hub Formula FM21-F
 Rear hub Formula FM31-R

Drivetrain

Shifters Shimano Tourney SL-RS35
 Front Derailleur Shimano Tourney FD-TZ20
 Rear Derailleur Shimano Tourney RD-TX31
 Crank Steel Plastic Coated 42/34/24T
 Cassette Shimano MF-TZ20-6 14/28T
 Bottom Bracket Thun BB cartridge 119mm
 Chain KMC Z30

Components

Saddle ABI SI-146
 Seat Post Promax SP-501S / 25.4 x 300 mm
 Handlebar Zoom NR-14
 Stem Zoom HA-C38
 Headset FP-H501 1"
 Brakelevers C-Star Resin Alloy
 Brakes C-Star V-brake

Parkour

Parkour or l'art du déplacement (the art of displacement) is our ultimate urban machine featuring Shimano Alfine components for maintenance-free use and explosive performance.



kg 11.9

CITY

Frameset

Sizes S-15", M-18", L-20",
XL-22"
Frame Parkour Alu 7005 Double
Fork Butted Alloy 6061 Rigid

Wheels

Wheels Drag Hand-build double wall
Tires Schwalbe CX Comp 26x2.00
Rims Mach1 Nitro 36H
Front hub Shimano HB-RM65
Rear hub Shimano Alfine

Drivetrain

Shifters Shimano Alfine
Crank Shimano Alfine
Cassette Shimano 18T Sprocket
Bottom Bracket Hollowtech II
Pedals Xerama Alloy SP-910S
Chain Shimano HG53

Components

Saddle Selle Royal Viper
Seat Post SP-56, 31.6 / 300 mm
Handlebar FSA XC-300 ATB, 31.8
Stem FSA OS-190 LX
Headset VP A42E, 1-1/8", semi-integrated
Brakelevers Shimano Alfine
Brakes Shimano Alfine



ED

EVERYDAY

Our Everyday line is ideal for the casual rider who wants a fun, convenient, and stylish way to run out for a cup of coffee or breath of fresh air. Everyday line is ready to help you rediscover the simple pleasure of riding a bike.

Freeborn

Soft-tail XC frame with Shimano components and hand-made wheels designed for all XC applications.

ED



kg 14.9

EVERYDAY

Frameset		Wheels		Drivetrain		Components	
Sizes	17"	Wheels	Drag hand-build double wall	Shifters	Shimano Tourney ST-EF40	Saddle	Selle Royal PU
Frame	Freeborn 26"	Tires	Trax 26x2.00	Front Derailleur	Shimano FD-TZ20	Seat Post	Zoom, 27.2 x 300 mm
Fork	Suntour M3000 Coil Spring	Rims	Mach1 EXE 36H	Rear Derailleur	Shimano Tourney RD-TX31	Handlebar	HB-T205, 620 mm, black
		Front Hub	Formula FM-21-FQR	Crank	22/32/42T, 170 mm, aluminum, black	Stem	HL TDS-145-90 1 1/8"
		Rear Hub	Formula FM-31-R	Cassette	Shimano MF-TZ21 14/28T, 7 speed	Headset	1 1/8" FP 801S
				Pedals	SP-910S, aluminum	Brakelevers	Included in SL
						Brakes	C-Star V-brake

Hacker

Classic hard tail bike with compact and extremely strong steel frame, new graphic design and hand-made wheels for enjoyable riding.



EVERYDAY

kg 14.7



Frameset

Sizes S-16", M-18", L-20", XL-22"
 Frame Hacker HI-TEN Steel Oversize Tubing
 Fork HI-TEN Steel Rigid Offset type

Wheels

Wheels Drag hand-build double wall
 Tires Trax 26x2.00
 Rims Mach1 Exe 36H
 Front hub Formula FM-21-F
 Rear hub Formula FM-31-R

Drivetrain

Shifters Shimano Tourney SL-RS35
 Front Derailleur Shimano Tourney FD-TZ20
 Rear Derailleur Shimano Tourney RD-TX31
 Crank Steel Plastic Coated 42/34/24T
 Cassette Shimano MF-TZ20-6 14/28T
 Bottom Bracket Thun BB cartridge 119mm
 Chain KMC Z30

Components

Saddle ABI SI-105
 Seat Post SP-501S, 28.6 / 300 mm
 Handlebar Promax HB-T205
 Stem Promax HS-M201 25.4mm
 Headset FP-H803 1-1/8"
 Brakelevers C-Star Resin Alloy
 Brakes C-Star V-brake

HackerLady

Women Design Construction with rigid fork for light weight and efficiency in zooming through urban traffic.

ED



kg 14.8

EVERYDAY

Frameset

Sizes M-17", L-19"

Frame Hacker HI-TEN Steel

Oversize Tubing

Fork HI-TEN Steel Rigid Offset type

Wheels

Wheels Drag hand-build double wall

Tires Trax 26x2.00

Rims Mach1 Exe 36H

Front hub Formula FM-21-F

Rear hub Formula FM-31-R

Drivetrain

Shifters

Front Derailleur

Rear Derailleur

Crank

Cassette

Bottom Bracket

Chain

Shimano Tourney SL-RS35

Shimano Tourney FD-TZ20

Shimano Tourney RD-TX31

Steel Plastic Coated 42/34/24T

Shimano MF-TZ20-6 14/28T

Thun BB cartridge 119mm

KMC Z30

Components

Saddle ABI SI-146

Seat Post SP-501S, 28.6 / 300 mm

Handlebar Promax HB-T205

Stem Promax HS-M201 25.4mm

Headset FP-H803 1-1/8"

Brakelevers C-Star Resin Alloy

Brakes C-Star V-brake

HackerSF

New graphic design, durable steel frame and suspension fork equipped with quality components for smooth and comfortable riding.



EVERYDAY



Frameset

Sizes M-18", L-20", XL-22"
 Frame Hacker HI-TEN Steel
 Fork Oversize Tubing
 Zoom 327E 50mm travel

Wheels

Wheels Drag hand-build double wall
 Tires Trax 26x2.00
 Rims Mach1 Exe 36H
 Front hub Formula FM-21-F
 Rear hub Formula FM-31-R

Drivetrain

Shifters Shimano Tourney SL-RS35
 Front Derailleur Shimano Tourney FD-TZ20
 Rear Derailleur Shimano Tourney RD-TX31
 Crank Steel Plastic Coated 42/34/24T
 Cassette Shimano MF-TZ20-6 14/28T
 Bottom Bracket Thun BB cartridge 119mm
 Chain KMC Z30

Components

Saddle ABI SI-146
 Seat Post SP-501S, 28.6 / 300 mm
 Handlebar Promax HB-T205
 Stem Promax HS-M201 25.4mm
 Headset FP-H803 1-1/8"
 Brakelevers C-Star Resin Alloy
 Brakes C-Star V-brake

Devil

Aluminum frame and rigid fork ensure light weight and flexibility. Equipped with quality components for better performance and durability.

ED



kg 12.1

EVERYDAY

Frameset

Sizes XS-12.5", S-15.5"

Frame Devil Alu 6061

Fork HI-TEN Steel Rigid Offset type

Wheels

Wheels Drag hand-build double wall

Tires Trax 26x2.00

Rims Aluminum double wall 36H

Front hub Formula FM-21-F

Rear hub Formula FM-31-R

Drivetrain

Shifters

Front Derailleur

Rear Derailleur

Crank

Cassette

Bottom Bracket

Chain

Shimano Tourney SL-RS35

Shimano Tourney FD-TZ20

Shimano Tourney RD-TX31

Steel Plastic Coated 42/34/24T

Shimano MF-TZ20-6 14/28T

Thun BB cartridge 119mm

KMC Z30

Components

Saddle ABI-SI146

Seat Post Promax SP-501S, 27.2 / 300 mm

Handlebar Promax HB-T205

Stem Promax HS-M201 22.2mm

Headset FP-H501 1"

Brakelevers C-Star Resin Alloy

Brakes C-Star V-brake



Adjustable handlebar easy to fit as per kid's height and arms length. Attractive foam pad on the bar for additional safety.



Smaller kid's size grips fitted for the child hand for better ride control. Grips end with semi ball against hands slipping and provide protection when falling.



Shorter anatomic brake levers created for kids secure ride. Brake wire tension adjuster in conformity with kid's capability.



Option for two positions of the pedal on the crank arm to be adjusted with kids height growth. Plastic Chain- and Crank guard for additional protection.

KIDS BICYCLES



Our "Kid Fit" designed bicycles have kid sized handlebars, adjustable brake levers and adjustable crank arm lengths (available for few models) — two different mounting points for the pedals result in choice for shorter or longer cranks, depending on the age of the rider. Each frame is designed to fit the size range of kids appropriate for each wheel size, using lower stand-over and lower bottom bracket. All "Kid Fit" bicycles provide maximum comfort, safety and durability for your kid.

Butterfly

Kids

Ages 2-4, Height 85-100cm



kg 8.6



Frameset

Sizes 12" Kid Fit
frame size
Frame Butterfly
HI-TEN Steel
Fork HI-TEN Steel
Rigid

Wheels

Wheels Drag hand-build single wall
Tires Trax 12x2.25
Rims Aluminum single wall 16H
Front hub Steel Hub
Rear hub Steel Hub

Drivetrain

Crank Kid Fit Steel 24T 90mm
Cassette Kid Fit Single Freehwheel 16T
Botton bracket Thun BB cartridge 119mm
Pedals Kid Fit Plastic with reflector
Chain KMC Z410

Components

Saddle Kid Fit Saddle
Seat Post Integrated
Handlebar Kid Fit 12" size, Steel
Stem Alloy and steel, four bolt
Headset FP-H501 1"
Brakelevers Kid Fit Calliper-brake Levers
Brakes Calliper Brakes

Ages 2-4, Height 85-100cm.



kg 8.7



Frameset		Wheels		Drivetrain		Components	
Sizes	12" Kid Fit frame size	Wheels	Drag hand-build single wall	Crank	Kid Fit Steel 24T 90mm	Saddle	Kid Fit Saddle
Frame	Rabbit HI-TEN Steel	Tires	Trax 12x2.25	Cassette	Kid Fit Single Freehwheel 16T	Seat Post	Integrated
Fork	HI-TEN Steel Rigid	Rims	Aluminum single wall 16H	Bottom Bracket	Thun BB cartridge 119mm	Handlebar	Kid Fit 12" size, Steel
		Front hub	Steel Hub	Pedals	Kid Fit Plastic with reflector	Stem	Alloy and steel, four bolt
		Rear hub	Steel Hub	Chain	KMC Z410	Headset	FP-H501 1"
						Brakelevers	Kid Fit Calliper-brake Levers
						Brakes	Calliper Brakes

Cricket

Kids

Ages 3-5, Height 95-110 cm.

kg 8.7



Frameset

Sizes 14" Kid Fit frame size
Frame Cricket HI-TEN Steel
Fork HI-TEN Steel Rigid

Wheels

Wheels Drag hand-build single wall
Tires Trax 14x1.75
Rims Aluminum single wall 20H
Front hub Steel Hub
Rear hub Steel Hub

Drivetrain

Crank Kid Fit Steel 24T 90mm
Cassette Kid Fit Single Freehwheel 16T
Bottom Bracket Thun BB cartridge 119mm
Pedals Kid Fit Plastic with reflector
Chain KMC Z410

Components

Saddle Kid Fit Saddle
Seat Post Integrated
Handlebar Kid Fit 14" size, Steel
Stem Alloy and steel, four bolt
Headset FP-H501 1"
Brakelevers Kid Fit Calliper-brake Levers
Brakes Calliper Brakes

Ages 4-6, Height 100-115cm.


 kg 10.3
**Frameset**

Sizes 16", 20" Kid Fit frame size
 Frame Dragon HI-TEN Steel
 Fork HI-TEN Steel Rigid

Wheels

Wheels Drag hand-build single wall
 Tires Trax 16x1.75
 Rims Aluminum single wall 20H
 Front hub Steel Hub
 Rear hub Steel Coaster Hub

Drivetrain

Crank Kid Fit Steel 28T 100mm
 Cassette Kid Fit Single Sprocket 16T
 Bottom Bracket Thun BB cartridge 119mm
 Pedals Kid Fit Plastic with reflector
 Chain KMC Z410

Components

Saddle Kid Fit Saddle
 Seat Post Integrated
 Handlebar Kid Fit 16" size, Steel
 Stem Alloy and steel, four bolt
 Headset FP-H501 1"
 Brakelevers Kid Fit Calliper-brake Lever
 Brakes Front Calliper, rear Coaster

Pickachy

Kids

Ages 4-6, Height 100-115cm.



kg 10.3



Frameset

Sizes 16" Kid Fit frame size
Frame Pickachy HI-TEN Steel
Fork HI-TEN Steel Rigid

Wheels

Wheels Drag hand-build single wall
Tires Trax 16x1.75
Rims Aluminum single wall 20H
Front hub Steel Hub
Rear hub Steel Hub

Drivetrain

Crank Kid Fit Steel 28T 100mm
Cassette Kid Fit Single Freehwheel 16T
Bottom Bracket Thun BB cartridge 119mm
Pedals Kid Fit Plastic with reflector
Chain KMC Z410

Components

Saddle Kid Fit Saddle
Seat Post Integrated
Handlebar Promax HB-T205
Stem Promax HS-M201 22.2mm
Headset FP-H501 1"
Brakelevers Kid Fit V-brake Levers
Brakes C-Star V-brake

"Kid Fit" Design and "Y" frame with 6 Shimano gears and hand made wheels.

Ages 6-9, Height 115-130cm.



kg 11.2



Frameset		Wheels		Drivetrain		Components	
Sizes	20" Kid Fit frame size	Wheels	Drag hand-build double wall	Shifters	Shimano Tourney ST-EF40	Saddle	ABI SI-168
Frame	Scout HI-TEN Steel	Tires	Trax 20x2.00	Front Derailleur	Shimano Tourney FD-TZ20	Seat Post	Promax SP-501S, 27.2 / 300 mm
Fork	HI-TEN Steel Rigid Offset type	Rims	Aluminum single wall 28H	Rear Derailleur	Shimano Tourney RD-TX31	Handlebar	Promax HB-T205
		Front hub	Formula DC-20-FQR	Crank	Kid Fit 42/34/24T 152mm	Stem	Zoom TDS-145
		Rear hub	Formula FM-31-RQR	Cassette	Shimano MF-TZ21-7 14/28T	Headset	FP-H801S 1-1/8"
				Bottom Bracket	Thun BB cartridge 119mm	Brakelevers	Included in SL
				Chain	KMC Z50	Brakes	Promax DC400 160mm, rear V-b C-Star

Extreme

"Kid Fit" designed full suspension bike with 18 gears and hand made double wall wheels which provide maximum durability.

Ages 6-9, Height 115-130cm.



kg 14.5



Frameset

Sizes 20" Kid Fit frame size
 Frame Extreme HI-TEN Steel
 Fork Zoom 327E 30mm travel

Wheels

Wheels Drag hand-build single wall
 Tires Trax 20x2.00
 Rims Aluminum single wall 28H
 Front hub Steel Hub
 Rear hub Steel Hub

Drivetrain

Shifters Shimano Tourney SL-RS35
 Front Derailleur Shimano Tourney FD-TY22
 Rear Derailleur Shimano Tourney RD-TX31
 Crank Kid Fit 42/34/24T 152mm
 Cassette Shimano MF-TZ20-6 14/28T
 Bottom Bracket Thun BB cartridge 119mm
 Chain KMC Z30

Components

Saddle ABI SI-168
 Seat Post Promax SP-501S, 25.4 / 200 mm
 Handlebar Promax HB-T205
 Stem Promax HS-M201 22.2mm
 Headset FP-H501 1"
 Brakelevers Kid Fit V-brake Levers
 Brakes C-Star V-brake

Laser

"Kid Fit" designed bicycle with "Y" frame, hand made wheels and Shimano components for easier handling and for fun riding.

Ages 9-12, Height 130-160cm.



kg 11.3



Frameset

Sizes 24" Kid Fit frame size
 Frame Laser HI-TEN Steel
 Fork HI-TEN Steel Rigid Offset type

Wheels

Wheels Drag hand-build double wall
 Tires Trax 24x2.00
 Rims Aluminum double wall 36H
 Front hub Formula FM-21-F
 Rear hub Formula FM-31-R

Drivetrain

Shifters Shimano Tourney SL-RS35
 Front Derailleur Shimano Tourney FD-TZ20
 Rear Derailleur Shimano Tourney RD-TX31
 Crank Kid Fit 42/34/24T 152mm
 Cassette Shimano MF-TZ20-6 14/28T
 Bottom Bracket Thun BB cartridge 119mm
 Chain KMC Z30

Components

Saddle ABI SI-156
 Seat Post Promax SP-501S, 25.4 / 300 mm
 Handlebar Promax HB-T205
 Stem Promax HS-M201 22.2mm
 Headset FP-H501 1"
 Brakelevers Kid Fit V-brake Levers
 Brakes C-Star V-brake

Dragon

Beautiful "Kid Fit" classic steel bike. Offered as a single speed with a possibility of mounting auxiliary wheels.

Ages 6-9, Height 115-130cm.



kg 10.3



Frameset

Sizes 20" Kid Fit frame size
 Frame Dragon HI-TEN Steel
 Fork HI-TEN Steel Rigid

Wheels

Wheels Drag hand-build single wall
 Tires Trax 20x1.75
 Rims Aluminum single wall 28H
 Front hub Steel Hub
 Rear hub Steel Coaster Hub

Drivetrain

Crank Kid Fit Steel 36T 127mm
 Cassette Kid Fit Single Sprocket 16T
 Bottom Bracket Thun BB cartridge 119mm
 Pedals Kid Fit Plastic with reflector
 Chain KMC Z410

Components

Saddle Kid Fit Saddle
 Seat Post Integrated
 Handlebar Kid Fit 20" size, Steel
 Stem Alloy and steel, four bolt
 Headset FP-H501 1"
 Brakelevers Kid Fit Calliper-brake Lever
 Brakes Front Calliper, rear Coaster

Tomahawk

Light weight mountain bike with "Kid Fit" design, aluminum frame, 18 gears and hand made wheels, for stable and enjoyable riding available with 20" or 24".

Ages 9-12, Height 130-160cm.



kg 12



Frameset

Sizes 20", 24" Kid Fit frame size
 Frame Tomahawk Alu 6061
 Fork Zoom 327E 40mm travel

Wheels

Wheels Drag hand-build double wall
 Tires Trax 24x2.00
 Rims Aluminum double wall 36H
 Front hub Formula FM-21-F
 Rear hub Formula FM-31-R

Drivetrain

Shifters Shimano Tourney SL-RS35
 Front Derailleur Shimano Tourney FD-TZ20
 Rear Derailleur Shimano Tourney RD-TX31
 Crank Kid Fit 120-140mm, 42/32/24T
 Cassette Shimano MF-TZ20-6 14/28T
 Bottom Bracket Thun BB cartridge 119mm
 Chain KMC Z30

Components

Saddle ABI SI-156
 Seat Post Promax SP-501S, 27.2 / 300 mm
 Handlebar Promax HB-T205
 Stem Promax HS-M201 22.2mm
 Headset FP-H501 1"
 Brakelevers Kid Fit V-brake Levers
 Brakes C-Star V-brake

TomahawkLady

Tomahawk Lady Series offer woman design construction combined with "Kid Fit" components with aluminum frame and 3 integrated gears for easy and safe use. The Tomahawk Lady series are available with 20" or 24" hand made wheels.

Ages 9-12
Height 130-160cm.



kg 12



Frameset

Sizes 20", 24" Kid Fit frame size
Frame Tomahawk Alu 6061
Fork HI-TEN Steel Rigid Offset type

Wheels

Wheels Drag hand-build single wall
Tires Trax 24x2.00
Rims Aluminum single wall 36H
Front hub Formula FM-21-F
Rear hub Shimano Nexus SG-3R

Drivetrain

Shifters Shimano Nexus SL-3S35
Crank Kid Fit 38T 152mm
Cassette Shimano 18T Sprocket
Bottom Bracket Thun BB cartridge 119mm
Pedals Plastic with reflector
Chain KMC Z610

Components

Saddle ABI SI-156
Seat Post Promax SP-501S, 27.2 / 300 mm
Handlebar Promax HB-T205
Stem Promax HS-M201 22.2mm
Headset FP-H501 1"
Brakelevers Kid Fit V-brake Levers
Brakes C-Star V-brake

Freeborn

The Freeborn 24 and 20 series are appropriate for young, wild by nature bikers. This is full suspension bike with kid size components and disc brake which provide maximum reliability during the fun rides.

Ages 9-12, Height 130-160cm.



kg 15



Frameset

Sizes 20", 24" Kid Fit frame size
 Frame Freeborn Front triangle
 Alu 6061, rear steel
 Fork Suntour M2025 50mm
 travel

Wheels

Wheels Drag hand-build double wall
 Tires Trax 24x2.00
 Rims Aluminum double wall 36H
 Front hub Formula DC-20-FQR
 Rear hub Formula FM-31-RQR

Drivetrain

Shifters Shimano Tourney ST-EF40
 Front Derailleur Shimano Tourney FD-TZ20
 Rear Derailleur Shimano Tourney RD-TX31
 Crank Kid Fit 42/34/24T 152mm
 Cassette Shimano MF-TZ21-7 14/28T
 Bottom Bracket Thun BB cartridge 119mm
 Chain KMC Z50

Components

Saddle ABI SI-156
 Seat Post Promax SP-501S, 27.2 / 300 mm
 Handlebar Promax HB-T205
 Stem Zoom TDS-145
 Headset FP-H801S 1-1/8"
 Brakelevers Included in SL
 Brakes Promax DC400 160mm, V-brake C-Star

Climber

"Kid Fit" designed Climber is especially appropriate for young mountain bikers. With kid size components, light weight aluminum frame, 21 gears and power disc brake the Climber provides maximum comfort, safety and fun for your kid. Offered with 20" or 24" wheels.

Ages 9-12

Height 130-160cm.

kg 13.6



Frameset

Sizes 20", 24" Kid Fit frame size
 Frame Climber Alu 6061
 Fork Suntour M2025 50mm travel

Wheels

Wheels Drag hand-built double wall
 Tires Trax 24x2.00
 Rims Aluminum double wall 36H
 Front hub Formula DC-20-FQR
 Rear hub Formula FM-31-RQR

Drivetrain

Shifters Shimano Altus ST-EF50
 Front Derailleur Shimano Tourney FD-TZ20
 Rear Derailleur Shimano Tourney RD-TX51
 Crank Kid Fit 120-140mm, 42/32/24T
 Cassette Shimano MF-TZ21-7 14/28T
 Bottom Bracket Thun BB cartridge 119mm
 Chain KMC Z50

Components

Saddle ABI SI-156
 Seat Post Promax SP-501S, 27.2 / 300 mm
 Handlebar Promax HB-T205
 Stem Promax LA-470
 Headset VP-A88, 1 1/8"
 Brakelevers Included in SL
 Brakes Tektro IO 160mm, V-brake

Hacker

New graphic design, durable steel frame and suspension fork equipped with quality components for smooth and comfortable riding.

Ages 9-12, Height 130-160cm.



kg 13.4



Frameset

Sizes 24" Kid Fit frame size
 Frame Hacker HI-TEN Steel
 Fork HI-TEN Steel Rigid Offset type

Wheels

Wheels Drag hand-build double wall
 Tires Trax 24x2.00
 Rims Aluminum double wall 36H
 Front hub Formula FM-21-F
 Rear hub Formula FM-31-R

Drivetrain

Shifters Shimano Tourney SL-RS35
 Front Derailleur Shimano Tourney FD-TZ20
 Rear Derailleur Shimano Tourney RD-TX31
 Crank Kid Fit 42/34/24T 152mm
 Cassette Shimano MF-TZ20-6 14/28T
 Bottom Bracket Thun BB cartridge 119mm
 Chain KMC Z30

Components

Saddle ABI SI-156
 Seat Post Promax SP-501S, 28.6 / 300 mm
 Handlebar Promax HB-T205
 Stem Promax HS-M201 25.4mm
 Headset FP-H803 1 1/8"
 Brakelevers Kid Fit V-brake Levers
 Brakes C-Star V-brake

HackerLady

Women Design Construction with rigid fork for light weight and efficiency zooming through urban traffic.

Ages 9-12, Height 130-160cm.



kg 13.4



Frameset

Sizes 24" Kid Fit frame size
 Frame Hacker HI-TEN Steel
 Fork HI-TEN Steel Rigid Offset type

Wheels

Wheels Drag hand-build double wall
 Tires Trax 24x2.00
 Rims Aluminum double wall 36H
 Front hub Formula FM-21-F
 Rear hub Formula FM-31-R

Drivetrain

Shifters Shimano Tourney SL-RS35
 Front Derailleur Shimano Tourney FD-TZ20
 Rear Derailleur Shimano Tourney RD-TX31
 Crank Kid Fit 42/34/24T 152mm
 Cassette Shimano MF-TZ20-6 14/28T
 Bottom Bracket Thun BB cartridge 119mm
 Chain KMC Z30

Components

Saddle ABI SI-156
 Seat Post Promax SP-501S, 28.6 / 300 mm
 Handlebar Promax HB-T205
 Stem Promax HS-M201 25.4mm
 Headset FP-H803 1 1/8"
 Brakelevers Kid Fit V-brake Levers
 Brakes C-Star V-brake



BMX

Though originally connoting a bicycle intended for BMX Racing, the term "BMX bike" is now used, generically, to encompass race bikes, as well as those used for the dirt, vert, park, street and flatland disciplines of BMX.

BMX bike frames are made of various types of steel, and (largely in the racing category) aluminum. Cheaper, low end bikes are usually made of steel. Mid range bikes are mostly chromoly or hi tensile steel, which are about the same in weight and strength.

Onset

The Onset series is designed for the style of riding that goes on every day in parking lots, alleys, and most public places found in an urban environment.

BMX



kg 12

BMX

Frameset		Wheels		Drivetrain		Components	
Sizes	11"	Wheels	Drag Hand-build single wall	Crank	One Piece Crankset	Saddle	Saddle 9637
Frame	Onset HI-TEN Steel	Tires	Trax 20x2.00	Cassette	Lida Co. LMA-1	Seat Post	Promax SP-501S / 25.4 x 300 mm
Fork	HI-TEN Steel BMX Fork	Rims	Aluminum single wall 28H	Bottom bracket	US BB	Handlebar	Promax BMX HB-B201
		Front hub	Formula FM21-F	Pedals	Xerama SP-405 Plastic Platform	Stem	Promax BA-90D
		Rear hub	Formula FM31-R	Chain	KMC Anti-Drop series Z710	Headset	VP-A88 / 1-1/8"
						Brakelevers	C-Star Alloy
						Brakes	C-Star Alloy U-brake



Electric Bicycle

An electric bicycle, also known as an e-bike, is a bicycle with an electric motor used to power the vehicle, or to assist with pedaling. Use rechargeable batteries. The maximum distance can vary with the conditions of use: assistance mode selected, weight of user, road surface conditions, wind direction and strength, air temperature, etc. One of the main advantages of pedal assisted bicycles is precisely they are still bicycles. This means that, apart from beginning a 100% ecological transport, no license or third party insurance is required in order to be able to enjoy them.

eMotionLady

With Emotion Lady going up hills is as fun as going down. You can enjoy the support of the powerful electric motor, woman design construction and sweat-free riding. Powered by Sanyo.

eB



ELECTRIC BIKE

kg 24.8

Frameset

Sizes L-19"
Frame E-Motion Alu 7005
Fork Suntour CT-SA 63mm travel

Wheels

Wheels Drag Hand-build double wall
Tires Schwalbe Terra Cruiser 37-622
Rims Mach1 EXE 36H
F-Hub Sanyo Hub Motor
R-Hub Shimano Nexus Inter-8 SG-8R31

Drivetrain

Shifters Shimano Nexus Inter-8 SL-8S20
Cassette Shimano 18T Sprocket
Bottom bracket Suntour Cartridge
Pedals Xerama SP-811 Non-Slip
Chain Shimano HG53

Components

Saddle Selle Italia PRO Comfort
Seat Post Promax SP-895, 27.2 x 355 mm
Handlebar Promax HB-T319
Stem Promax Toolless Adjustable MQ-553E
Headset VP Components MH-307AC, 1-1/8"
Brakelevers Promax Alloy
BrakesF/R Promax Alloy V-Brake

eMotion

Our electric bicycle features innovative technology, assisting the efforts of the cyclist by using Sanyo's Dynamotor 250W front hub. In three words: Pure Green Power.



kg 24.8



ELECTRIC BIKE

Frameset

Sizes L-19"
Frame E-Motion Alu 7005
Fork Suntour CT-SA 63mm travel

Wheels

Wheels Drag Hand-build double wall
Tires Schwalbe Terra Cruiser 37-622
Rims Mach1 EXE 36H
F-Hub Sanyo Hub Motor
R-Hub Shimano Nexus Inter-8 SG-8R31

Drivetrain

Shifters Shimano Nexus Inter-8 SL-8S20
Cassette Shimano 18T Sprocket
Bottom bracket Suntour Cartridge
Pedals Xerama SP-811 Non-Slip

Components

Saddle Selle Italia PRO Comfort
Seat Post Promax SP-895, 27.2 x 355 mm
Handlebar Promax HB-T319
Stem Promaz Toolless Adjustable MQ-553E
Headset VP Components MH-307AC, 1-1/8"
Brakelevers Promax Alloy
BrakesF/R Promax Alloy V-Brake

e.Motion

Voltage: 24V
Capacity: minimum 10.8Ah
Range per charge: 60km
Life expectancy: 500 charges
(In abnormal conditions, guaranteed max reduction of 20%)
Total millage: 500 charges x 60 km = 30 000km

DRAG e.Motion are revolutionary bicycles product of cutting-edge technologies. The result is ecological healthy, enjoyable and easy to use form of transport with no maintenance costs. It makes mobility independence easy in the city and allows an enjoyable and gentle introduction in the world of cycling and is ideal for group sport.

SANYO 250W is a compact brushless motor, which allows the Emotion to be used as a conventional bicycle. That is, pedaling without the assistance of the motor can be done with no additional resistance.
Rechargeable **SANYO 24V/10.8Ah** lithium-ion removable battery (depending on model). Lithium-ion AKKUs are the most technology advanced in terms of energy density, offering greater range per kilogram of weight.



e.Motion

drag



DRAG BICYCLES SUCCESS

The Ukrainian XC 2009 champion Victoria Sultanova with Dragomir Black Pearl at the Mountain Bike World Cup in Houffalize, Belgium.



Drag bicycles achieve unique success in the world and european scene.



Drag Bluebird in the 2009 European Track championship.



Lesya Kalitovska with Drag Bluebird ranked third in the Melbourne World Cup round.



Drag bicycles score a legendary success through the past year, winning 16 medals for Ukraine women's national team on world and european competitions.

The Coach of the Ukrainian National Team Sergey Bazin and Lubov Shulika look happy after her gold medal.

The Ukrainian Team riding Drag Bluebird won five championship titles, one silver and two bronze medals in the European Track championship in Minsk.

Lesya Kalitovska of the Ukrainian Cycling Team, who rides with Drag Bluebird bicycle, finished with third time in womens 3000m individual pursuit in the 2009 Melbourne World Cup round.

Ukrainian team, with our Drag Bluebird, placed fourth in Womens Team Pursuit.

black

DRAG BICYCLES SUCCESS

Our Drag racers at the head of two categories riding for the nomination for the best bulgarian racer of 2009.



Rosen Kovachev and Todor Angelov took the prize for best Bulgarian cyclist in categories DH and Cross Country. The winners were nominated by the specialized Bulgarian cycling site: Probike-bg.com.

Nickolai Stoyanov (Drag Racing Team) lead the General Ranking list.



Nickolai Stoyanov (Drag Racing Team) won the most important rounds in the category DH Junior Racer for 2009 and the beginning of 2010.

Martin Markov and his challenging tricks at the Big Air Bag & Dirt Jump.



Martin Markov (Drag Racing Team) - the best bulgarian dirt jumper with Drag Junk.

Expedition "REcycle" with Drag Blade.



Over 20000 km Vjacheslav Stoyanov is pedaling around the Mediterranean sea. From 1st February, 2010 till 10th November, 2010 the bicycle expedition "REcycle" will take place around the whole basin of the Mediterranean Sea. The expedition will continue for 10 months, passing through 22 countries and covering more than 23000 km.

BLACK HAWK

DRAG BICYCLES SUCCESS

All photos, illustrations, colors, weights, and specifications contained in this catalog are based on the latest production information at the time of publication. DRAG Ltd. preserves the right to make changes at any time without notice in colors, materials, equipment, specifications and models. Any variations in colors shown may be due to the reproductive variations of the printing process. Some models may be shown with optional equipment. Bike weights may differ according to the frame size.

© 2010 Velomania Ltd. All rights reserved. Drag and Dragomir are registered trademarks of Velomania Ltd.





VELOMANIA Ltd.
1330 Sofia, BULGARIA
2E "Akad. Ivan E. Geshov" Blvd.
www.dragbicycles.com